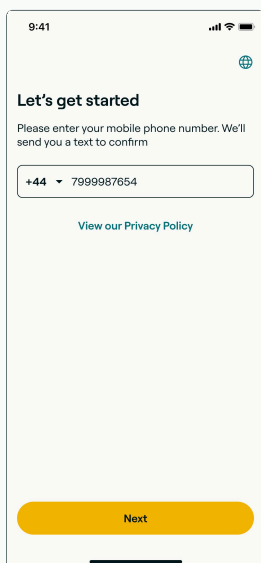


App guide for Students purchasing their own passes

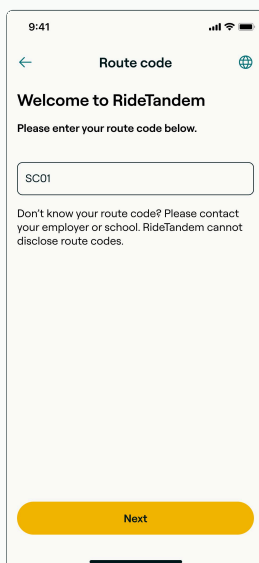
Please download the RideTandem Rider app from the [App Store](#) or [Google Play Store](#).

If you've been approved for a bursary discount, please ensure you add your Student Reference Number correctly, and the discount will be automatically applied.

Create account



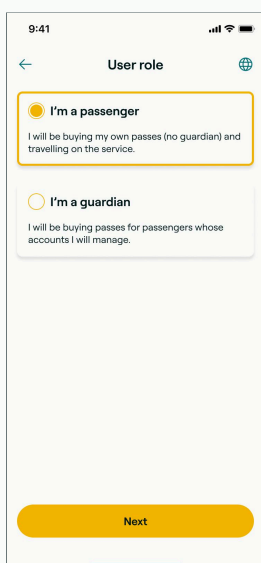
Add your mobile number, you'll receive a verification code



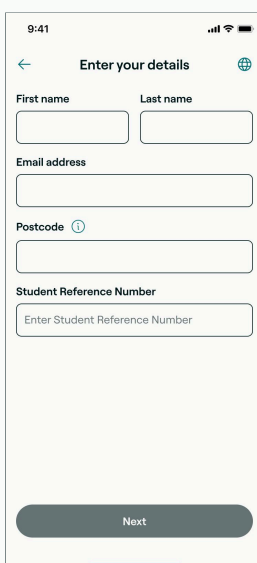
Add your route code from [this list](#)



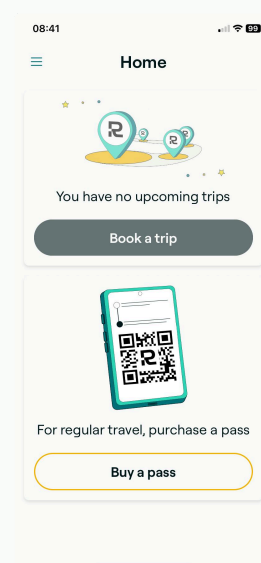
Please review and agree terms and policies



Tap I'm a passenger



Enter your details, all fields are mandatory except Postcode

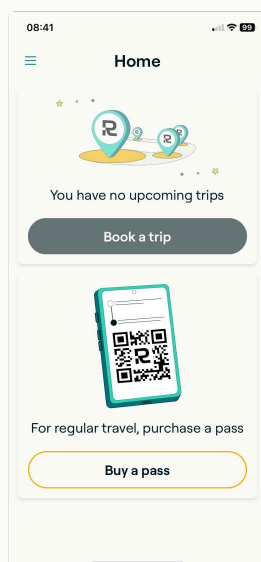


Once your account is successfully created, you'll see your Home screen

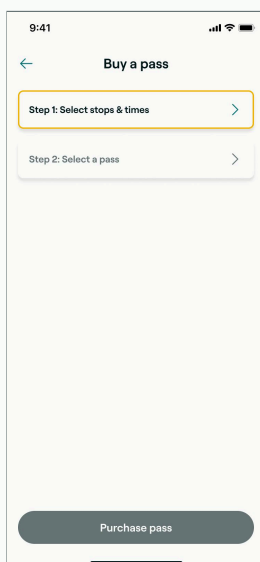
Select regular pickup stop and pass type

Before purchasing, you'll need to select your regular pickup stop and a pass type.

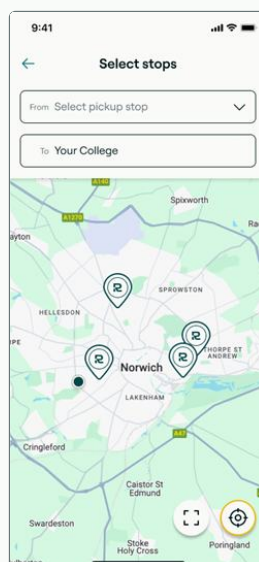
If the pass price in the app doesn't match your expected bursary discount, please do not purchase a pass: please email bursaries@cornwall.ac.uk to confirm your approved bursary band.



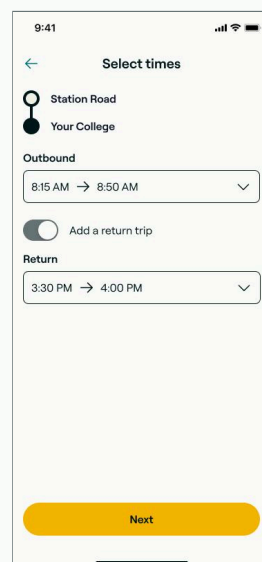
From the Home screen, tap
Buy a pass



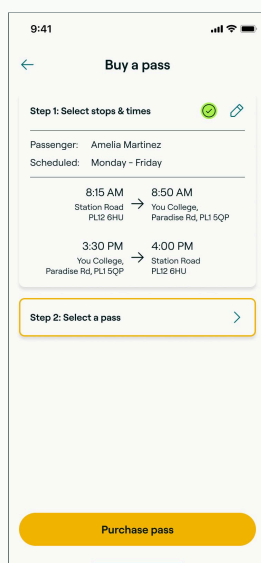
Tap Step 1



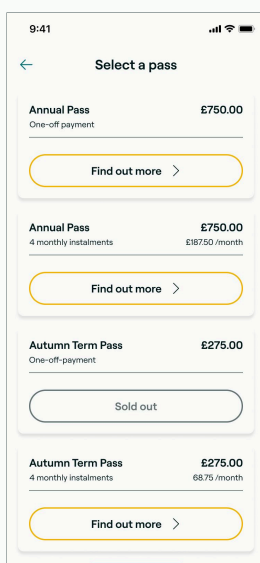
Select a pickup stop from
the drop-down menu or
map



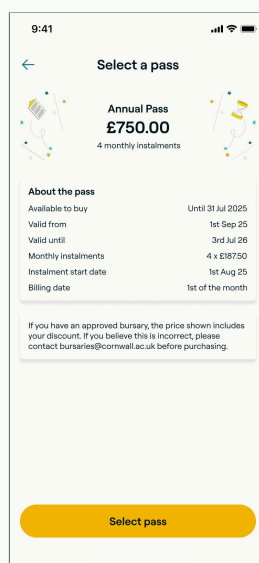
Select outbound and return
times



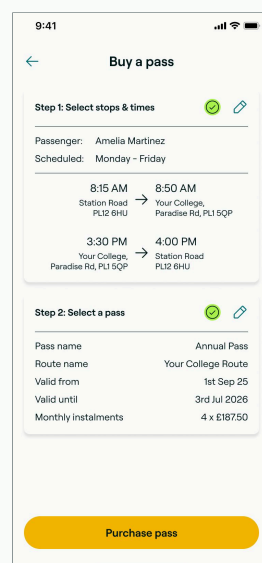
Review your selected
recurring bookings, then
tap Step 2



Review available passes and
tap Find out more on your
preferred pass



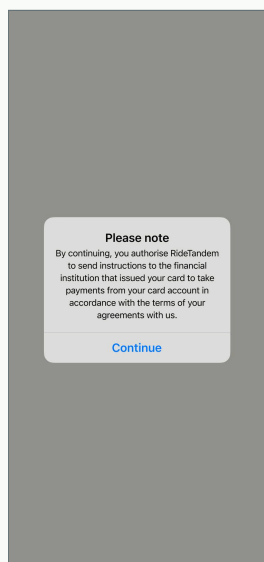
Please review the pass
purchase details in full
before tapping Select pass



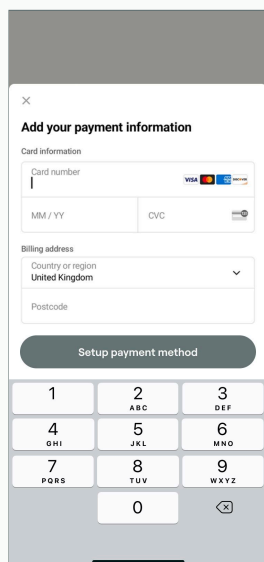
Review your recurring
bookings and pass, then tap
Purchase pass

Purchase pass

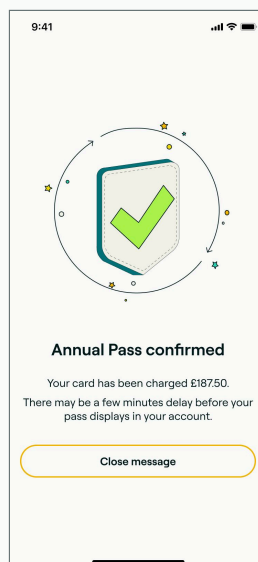
If the pass price in the app doesn't match your expected bursary discount, please do not purchase a pass: please email bursaries@cornwall.ac.uk to confirm your approved bursary band.



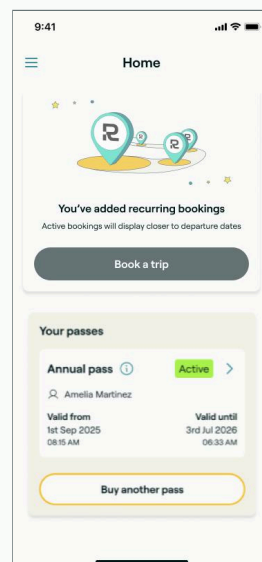
Please review prior to continuing



Securely add your payment details: all major debit and credit cards are accepted

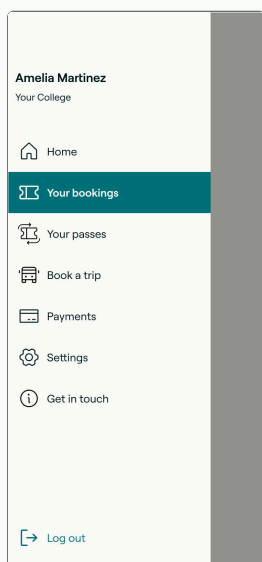


You'll receive confirmation that your payment method has been charged

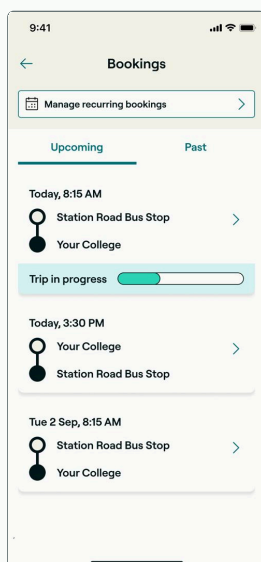


You'll soon see your pass and confirmation of recurring bookings on your Home screen

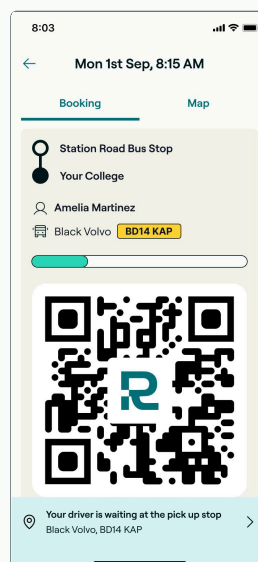
View your bookings and use your pass



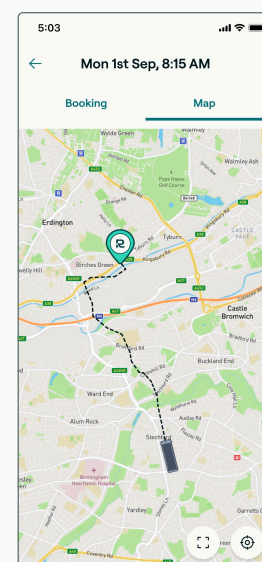
From 1 September, access your bookings via the Menu



Tap your Upcoming booking...



... to access your QR code for the driver to scan on boarding



You can track your assigned vehicle's progress from the Map