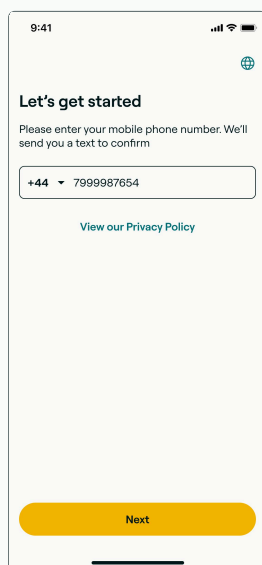


RideTandem Rider App for Students (non-purchasing)

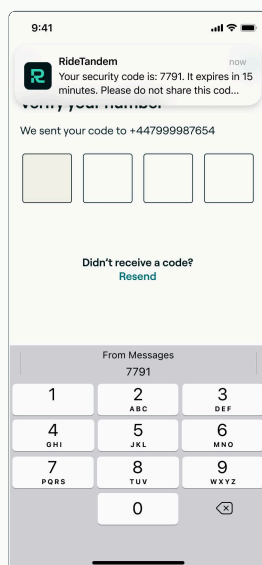
If a parent or guardian is purchasing a travel pass on your behalf, they must register on the app before you. Please do not register until your guardian has created your account.

Once your guardian has created your account and purchased your pass, download the RideTandem Rider app from the [App Store](#) or [Google Play Store](#) to access your bookings and QR code to travel.

Log in to your account



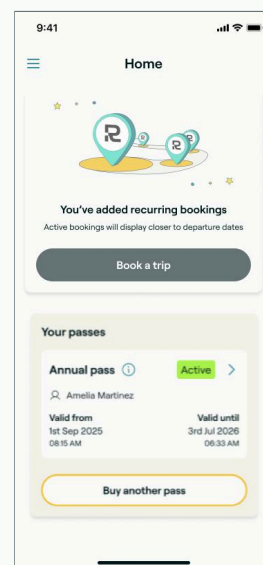
Add your mobile number, you'll receive a verification code



Tap in or paste the verification code

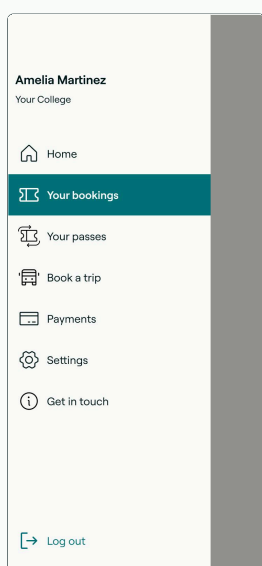


Please review and accept the terms

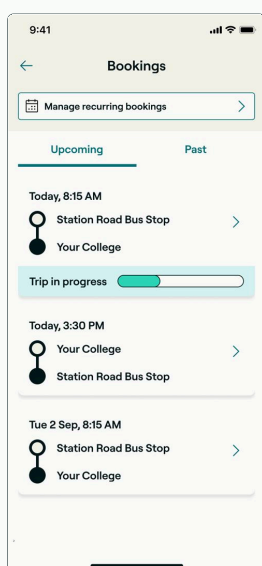


You'll be able to see your active pass from the Home screen

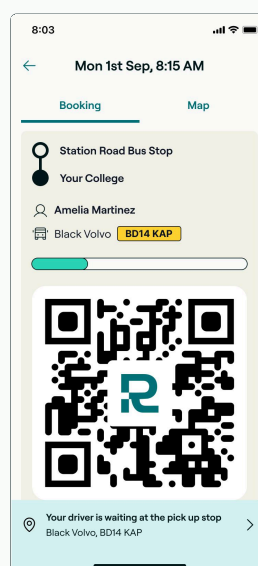
View your bookings and use your pass



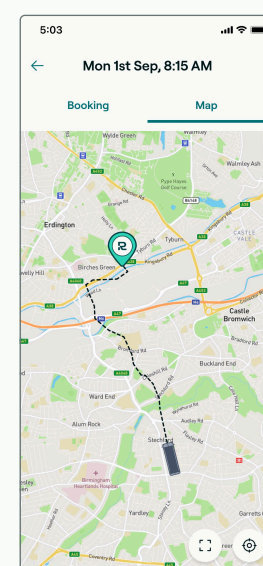
From 1 September, access your bookings via the Menu



Tap your Upcoming booking...



... to access your QR code for the driver to scan on boarding



You can track your assigned vehicle's progress from the Map